


**SUPA<sup>®</sup> 1MM+**  
**UNITOP**  
L A M I N A T E S



A Product of:  
**SUPA LAMINATES PVT. LTD. (INDIA)**  
E-Mail: [info@supalam.com](mailto:info@supalam.com)  
follow us on [f](#) [supalamindia](#)



**SUPA<sup>®</sup>**  
L A M I N A T E S



**SUPA<sup>®</sup> 1MM+**  
**UNITOP**  
L A M I N A T E S



Copyright © 2017  
SupaLaminates Pvt. Ltd. All rights reserved.

*Experience Your Laminate Like Never Before*

# HOME

Like Never Before. Designed to Inspire.



SUPA<sup>®</sup> 1MM+  
UNITOP  
LAMINATES

## WHO ARE WE?

Supa Laminate is dedicated to delivering premium decorative laminates that combine style, strength, and durability. Our collection is designed to enhance modern interiors with elegant finishes, rich textures, and long-lasting performance. With a focus on quality and innovation, Supa Laminate brings surfaces to life, helping architects, designers, and homeowners create spaces that are both beautiful and functional.

At Supa Laminate, we believe every surface tells a story. Our laminates are crafted with precision to offer outstanding design, durability, and versatility for contemporary interiors. From sophisticated textures to timeless finishes, Supa Laminate provides solutions that transform ordinary spaces into extraordinary environments.

### Innovation

At Supa Laminate, innovation is at the heart of everything we create. We continuously explore new textures, finishes, and design possibilities to bring modern and inspiring surfaces to life. By combining advanced technology with creative thinking, we develop laminates that not only enhance aesthetics but also deliver durability and performance for contemporary interiors.

### Range

Supa Laminate offers a wide and versatile range of laminates designed to suit every style and space. From elegant wood finishes and sophisticated marble textures to modern solid colors and designer patterns, our collection brings endless possibilities for interior design. Each laminate is crafted to combine beauty, durability, and functionality for residential and commercial applications.

### Quality

At Supa Laminate, quality is the foundation of everything we do. Each laminate is crafted using advanced technology and high-grade materials to ensure superior strength, durability, and flawless finish. Our commitment to strict quality standards ensures surfaces that remain beautiful and reliable for years to come.

One King. One Business. One Roof.


SUPA<sup>®</sup>  
GROUP




SUPA<sup>®</sup>  
LAMINATE




SUPA<sup>®</sup>  
PRE-LAM BOARDS



SUPA<sup>®</sup>  
EDGE BAND



SUPA<sup>®</sup>  
SQUARE BOARDS



SUPA<sup>®</sup>  
MDF BOARDS

THE ESSENCE OF PREMIUM  
LAMINATE

Timeless Beauty. Modern Strength.

## OUR SHORT STORY

**70+**  
YEARS EXPERIENCE

**10000+**  
SHEETS PER DAY

**03+**  
PRODUCTION UNITS

**15000+**  
DEALERS & RETAILERS

**10+**  
VIVID BRANDS

**800+**  
EMPLOYEES

**10+**  
PRODUCT RANGE

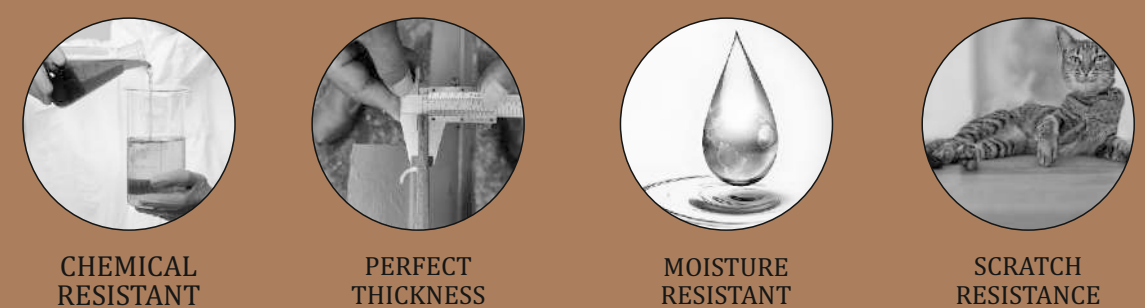
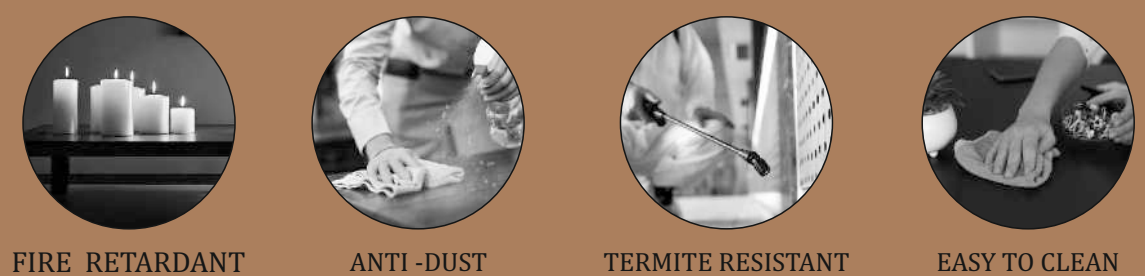
**10+**  
COUNTRIES EXPORT



Supa Laminate offers premium decorative laminates designed to enhance modern interiors with style and durability. With a focus on quality, innovation, and elegant finishes, our laminates provide the perfect balance of beauty and performance for every space.

## HIGH-TECH LAMINATES FOR AN UNRIVALLED, LONG-LASTING EXPERIENCE

Supa Laminates are designed with advanced technology to deliver superior performance and long-lasting beauty. Featuring anti-fingerprint properties, the surface stays clean and elegant by reducing visible marks and smudges. The laminates are also heat resistant, making them suitable for everyday use in kitchens and workspaces. With a strong scratch-resistant layer, Supa Laminates maintain their smooth finish and stylish appearance even with regular use, ensuring durability and reliability for modern interiors.



**SUPA<sup>®</sup> 1MM+**  
**UNITOP**  
LAMINATES

Supa Laminates are crafted using advanced technology to deliver outstanding durability and modern aesthetics. Designed to meet the needs of contemporary interiors, these laminates combine style with performance, creating surfaces that remain elegant and reliable even with everyday use.

With innovative anti-fingerprint technology, Supa Laminates help maintain a clean and smooth appearance by reducing visible marks and smudges. The surfaces stay neat and refined, making them ideal for spaces that require both beauty and low maintenance.

In addition, Supa Laminates offer excellent heat resistance and a strong scratch-resistant surface, protecting them from daily wear and temperature exposure. This combination of strength and functionality ensures long-lasting performance while preserving the laminate's original finish and visual appeal.

## FUNCTIONAL & STYLISH SOLUTIONS FOR EVERY INTERIOR

At Supa Laminate, we create surfaces that combine strength, design, and long-lasting performance. Our laminates are crafted to bring sophistication and reliability to homes, offices, and commercial interiors.

supalam.com



INSPIRATION  
 CAN COME  
 FROM  
 ANYWHERE,  
 ANY TIME

Behind every remarkable design is the precision of skilled craftsmanship. When architects' ideas meet the hands of dedicated craftsmen, ordinary materials become extraordinary creations. Together, they build spaces that reflect creativity, quality, and timeless appeal.

A R C H I T E C T S T O R Y



**AR. PRIYANKA SHRIVASTAVA**  
 INTERIOR DESIGN STUDIO HINT HOUSE  
 GHAZIABAD

I have been using products from Supa Laminates since last 10 years and I am very happy with the product quality and variety they offer.



**AR. POOJA SARASWAT**  
 SRIJAN SRISHTI STUDIO  
 GHAZIABAD

I am extremely delighted to share product review of Supa Laminates. Their vast range along with matching Edge Bands solve our all our concerns of interior decor.



**AR. SANJEEV KUMAR GOHEL**  
 CONARCH ARCHITECTS  
 DELHI

I highly recommend products from Supa Laminates considering their experience in wood and interior decor industry.



**AR. MUNISH GUPTA,**  
 ARCHRITI CONSULTANTS  
 FARIDABAD

I have been using all the products of Supa Group. Be it Supa Laminates, Supa Edge Band, Supa Particle Board or Supa MDF. They are truly Redefining Surfaces.



**AR. SHARIQ AHMAD**  
 S.A ARCHITECTS  
 BAREILLY

Cutting edge Technology along with Beautiful Designs and Sturdy Quality. That why I use and also recommend Supa Laminates to all my customers and Fellow Architects from all over the country.



**AR. MUDRA SHAH**  
 THE DESIGN UMBRELLA  
 AHMEDABAD

One Stop Solution to all your interior decor requirements. Supa the name stands tall and bold. I use Supa Laminates in most of my projects because of its diverse product portfolio and designs.



**AR. LAKSHMI PRASAD**  
 LEAP STUDIO DESIGN  
 BANGALORE

Supa Laminates. Quality that lasts forever. Forget about complaints from your client. If you are quality conscious, here is your answer.



**AR. PREETHI RAJESH**  
 ADORN SPAZIO  
 BANGALORE

When you buy laminates from Supa, you also buy peace of mind which comes from their years of experience and expertise. I highly recommend their Imm+ range.



**AR. ROHIT LUNAWAT**  
 JJ ASSOCIATES,  
 BANGALORE

Perfect and Proper Thickness. They deliver what they claim. Imm+ Thickness. I have personally checked it several times and that is why I am happy to use Supa Laminates for their quality.



**AR. PRAKASH SEKHANI**  
 INSIDE STORY  
 GUWAHATI

Supa has eliminated my hassle of finding the right matching Edge Band for all the designs I apply in my interior decor projects. They offer perfectly matched Edge Bands along with their laminates.

Architecture is the art of transforming imagination into functional spaces that inspire people every day. For architects, every surface, texture, and detail plays an important role in shaping the final experience of a space. Laminates have become an essential element in modern architecture because they offer the perfect combination of aesthetics, durability, and versatility. With a wide spectrum of colors, patterns, and finishes, laminates allow architects to experiment freely and create interiors that are both elegant and practical.

From residential spaces to commercial environments, laminates help bring creative visions to life while maintaining long-lasting performance. Their ability to enhance surfaces with style and reliability makes them a trusted choice for architects who strive to design spaces that stand the test of time.



### EDGE BAND

SUPA EDGE BAND is specially manufactured & crafted to provide the best functional and aesthetic solution to the wood industry for a higher quality finish. It is a legitimate completion to the process of building stylish and graceful furniture. SUPA EDGE BAND is essentially a 0.8mm PVC sealing edge strip that not only protects the substrate edge but at the same time creates the desired sense of realism as it matches with the overall surface. Technically created to resist scratch, have strong UV adhesion, and have good anti-yellowing performance. SUPA EDGE BAND is presented in 22mm width But can be customised for bulk & project orders. SUPA EDGE BAND can be machined easily with standard carpenter's tools.

### TECHNICAL PARAMETERS OF THE PRODUCT

- PVC sealing edge strip has better resistance to heat, chemicals, and abrasion, it also gives Wood Grains, Fabrics, Solids and other patterns of realism in three dimensional sense.
- Trim edges without whitening, and it is easy to paste.
- Environmentally friendly and safe materials are used. The product passes every SGS test. It has high UV adhesion, good scratch resistance, good elasticity, is difficult to deform, bends without turning white, and is difficult to fall off. It also has strong UV protection and anti-yellowing properties.
- The high PVC content in SUPA EDGE BAND ensures the best quality of the base material while also ensuring non-whitening after trimming.

### SPECIFICATIONS :

- Thickness : 0.80 mm
- PVC Content : 90%
- Roll Size : 25 Mtr
- Available Width : 22mm (Customisable for Projects)

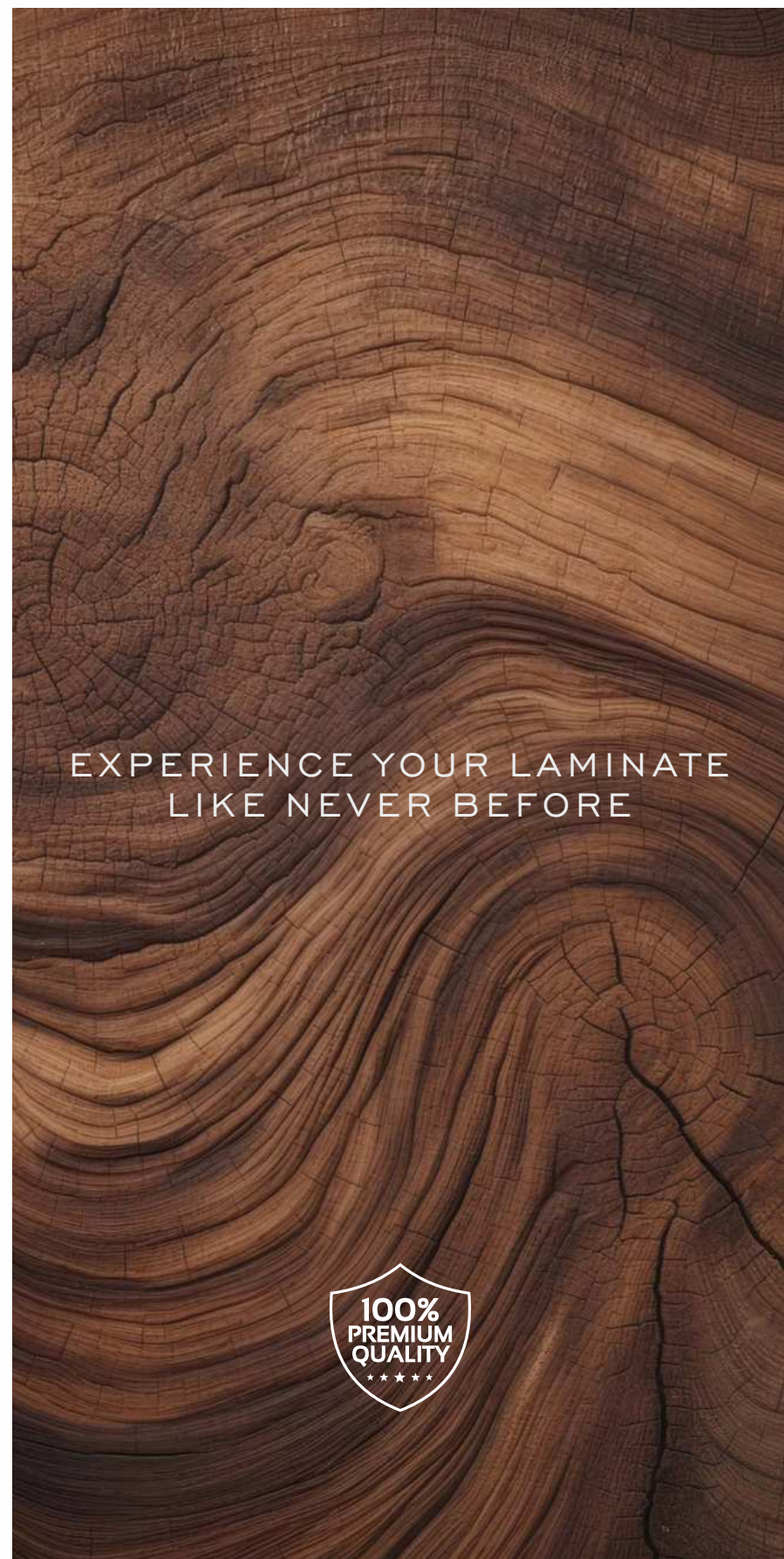
### FEATURES :



EXPERIENCE YOUR LAMINATE  
LIKE NEVER BEFORE



SUPA<sup>®</sup> 1MM+  
UNITOP  
LAMINATES



Ideal for modern interiors, Synchro Series laminates add warmth and sophistication to any space. Whether used for wardrobes, panels, or modular furniture, they offer durability along with an elegant.




SUPA<sup>®</sup> 1MM+  
UNITOP  
LAMINATES

# Synchro *Series*

Our Synchro Series Laminate Texture is crafted to deliver a perfectly aligned design and feel, where the texture follows the natural pattern of the surface for a truly realistic finish. Every detail is synchronized to create depth, character, and authenticity that enhances modern interiors. With its rich touch and refined appearance, Synchro Series laminates bring warmth, elegance, and a premium experience to every space.

supalam.com




N A T U R A L




Elevate your interiors with premium laminate. Designed for modern lifestyles. Style that lasts every day.



T I M E L E S S T E X T U R E T R E N D S

 547 SNW | Scandinavian Oak Dark

 540 SNW | Scandinavian Oak Light



566 SCW


DESIGNED FOR MODERN LIVING SPACES



DESIGNED FOR DURABILITY




566 SCW | Regent Wood





977 SLM  
Soft Grey

*sassy & synchro*

Laminate that blends  
beauty with  
performance. Crafted  
for modern living and  
timeless appeal. Strong,  
stylish, and made to  
last.



 565 SCW | Regent Wood Light

 567 SCW | Regent Wood Dark



707 SMG

LUXURY THAT LOOKS LIKE MARBLE



THE ESSENCE OF PREMIUM LAMINATE



707 SMG | Statuario

Experience Your Laminate  
Like Never Before



Minimal texture. Maximum  
impact. Zero Series Texture  
Laminate delivers timeless  
style with dependable strength.



SUPA<sup>®</sup> 1MM+  
UNITOP  
LAMINATES

The World Start With

# zero *Series*

Zero Series Texture Laminate is designed for spaces that demand subtle sophistication and modern character. Its finely balanced texture adds depth without overpowering the design, creating a smooth harmony between aesthetics and functionality. Crafted with advanced technology, it offers excellent durability, resistance, and long-lasting performance, making it ideal for both residential and commercial interiors. With its refined surface appeal and contemporary feel, Zero Series Texture Laminate transforms ordinary spaces into elegant design statements.

supalam.com




584 ZJT

DG 15 ZJT

951 SLM

THE PERFECT BLEND OF  
STYLE & STRENGTH.



ELEVATE EVERY CORNER WITH LAMINATE



584 ZJT | Classy Oak





951 SLM  
Aloe Vera



DG 15 ZJT | Aladdin Carpet

★★★ PR



  582 ZJT | Nyatoh Wood



U  
*nnique*


Where design meets durability. Laminate made for life. Elegance in every layer.



955 SLM  
Dark Blue



  583 ZJT | Sober Oak



938 SLM Dark Beige



M O D E R N T E X T U R E S T I M E L E S S  
V I S U A L A P P E A L

540 ZBW | Scandinavian Oak Light

Z E R O B L O C K W O O D



Transform every surface with premium laminate. Designed for modern lifestyles. Elegant textures and flawless finishes. Built to last for years.

547 ZBW | Scandinavian Oak Dark






511 ZBW

F E E L T H E W A R M T H O F R E A L  
W O O D I N E V E R Y T O U C H .



  591 ZBW | Saturno Beech Dark



  511 ZBW | Royal Walnut

I N S P I R E D S U R F A C E L I V I N G



R I C H G R A I N S , S M O O T H P R E M I U M F I N I S H .

Bring home the natural warmth of wood with the durability of modern laminate. Detailed grains and rich textures create an authentic look. Perfect for stylish interiors that demand both beauty and strength.



M A D E T O T R A N S F O R M E V E R Y C O R N E R .

Inspired by real timber, this wooden finish laminate adds timeless charm to any space. Its smooth texture and elegant tones enhance every corner. Designed to last, crafted to impress.



574 ZWG | Colonial Oak Grey


575 ZWG | Colonial Oak Ash



*elegance*

Experience the beauty of nature in a refined surface solution. Realistic wood patterns meet superior performance and easy maintenance. A perfect choice for contemporary and classic interiors alike.





  535 ZWG | Mocha Bark






  583 ZWG | Sober Oak





  530 ZWG | Classic Teak





  719 ZWG | Venice Grice Wood




  733 ZWG | Truffed Figurato




  529 ZWG | Crown Woody

P R E M I U M S U R F A C E S  
F O R B O L D I N T E R I O R S



# Supernova

Create bold statements with laminate. Innovative finishes and patterns. Strong foundation for interiors. Made to impress daily.



505 ZBO | Bruto Walnut

541 ZBO | Canadian Maple

979 SLM  
Water Green


584 ZBO | Classy Oak




P R E M I U M  
L A M I N A T E  
F O R P R E M I U M  
S P A C E S .

Where quality meets creativity.Laminate designed for life.Stylish and strong foundation.Timeless surface solution.





  524 ZBO | Senzura Grey Teak



  526 ZBO | Senzura Brown Teak






  523 ZBO | Senzura Yellow Teak



  519 ZBO | Fumed Oak



  520 ZBO | Ash Oak



V  
E  
N  
E  
E  
R



Veneer that celebrates the beauty of real wood.Natural grains with timeless elegance.Crafted to add warmth and character.Perfect for refined interiors.

W H E R E S T Y L E M E E T S  
S M A R T S T R E N G T H





954 SLM  
Matrix Brown




572 ZVR | Tectona Wood Light

573 ZVR | Tectona Wood Dark



  575 ZVR | Colonial Oak Ash



  781 SLM | Novara





*superior*


D E S I G N E R  
L A M I N A T E  
R A N G E .



Design smart, choose laminate. Balanced textures and tones. Made for busy spaces. Lasting performance assured.



  574 ZVR | Colonial Oak Grey





  531 PUZ | Monarchial Walnut

  549 PUZ | Cherry Wood

# Aesthetics

Modern living starts here. Laminate crafted for elegance. Seamless surface experience. Long-lasting reliability.



  546 PUZ | Shiny Lavito

Experience Your Laminate  
Like Never Before



SUPA<sup>®</sup> 1MM+  
UNITOP  
LAMINATES

# Silky Matt *Series*

Our Synchro Series Laminate Texture is crafted to deliver a perfectly aligned design and feel, where the texture follows the natural pattern of the surface for a truly realistic finish. Every detail is synchronized to create depth, character, and authenticity that enhances modern interiors. With its rich touch and refined appearance, Synchro Series laminates bring warmth, elegance, and a premium experience to every space.



supalam.com



531 SLM

788 SLM

WHERE NATURAL  
WARMTH MEETS TIMELESS

SILKY MATT





788 SLM | Rain Forest

953 SLM  
Fox Grey





531 SLM | Monarchial Walnut






  785 SLM | Kings Teak





  732 SLM | Bird Eye Maple



  548 SLM | Swiss Walnut



  551 SLM | Regal Oak Light





  706 SLM | Mosaic Chevvy




SILKY MATT





  716 SLM HZ | Jungle Wood




  549 SLM | Cherry Wood






  587 SLM | Sphere Marble



MAKE EVERY CORNER COUNT  
CHOOSE QUALITY LAMINATE.

UPGRADE INTERIORS WITH CONFIDENCE





  527 SLM | English Marble




  528 SLM | METALLIC STATUARIO



  783 SLM | Toranno



  541 SLM | Canadian Maple




Experience Your Laminate Like Never Before



I N T E L L I G E N T S U R F A C E S  
F O R I N S P I R E D S P A C E S







T H E A R T  
O F M O D E R N  
S U R F A C E S .



Modern living starts here. Laminate crafted for elegance. Seamless surface experience. Long-lasting reliability.




  795 SLM | Ash Dyed Silver

  796 SLM | Ash Dyed Grey

  794 SLM | Ash Dyed Ice

  797 SLM | Ash Dyed Beige

S O L I D S { S L M }



952 SLM | Beige



933 SLM | Sandy Beige

C L E A N T O N E S  
C R A F T E D I N  
S O L I D C O L O R  
L A M I N A T E .





938 SLM | Dark Beige




976 SLM | Mocha

S O L I D S { S L M }



931 SLM  
White



911 SLM  
Off White



971 SLM  
Sky Blue



955 SLM  
Dark Blue



980 SLM  
Baby Pink



959 SLM  
Clay



978 SLM  
French Viola



956 SLM  
Grape Wine



937 SLM  
Sage Green



979 SLM  
Water Green



958 SLM  
Sea Green



951 SLM  
Aelo vera



940 SLM  
Brick Red




939 SLM  
Brick Beige



954 SLM  
Matrix Brown



957 SLM  
Pastel Yellow



905 SLM | Light Grey



919 SLM | Dark Grey


*Smooth finish, striking solid*




953 SLM | Fox Grey




977 SLM | Soft Grey



S O L I D S



937 PUZ | Sage Green



940 PUZ | Brick Red

W H E R E  
S I M P L I C I T Y  
S H I N E S I N  
S O L I D C O L O R  
L A M I N A T E .




974 PUZ | Heavenly Pink




938 FLT | Dark Beige

S O L I D S { X G }



952 XG | Beige



933 XG | Sandy Beige


PURE SHADE  
PERFECT SOLID  
COLOR LAMINATE.




938 XG | Dark Beige



976 XG | Mocha



931 XG  
White



911 XG  
Off White



971 XG  
Sky Blue



955 XG  
Dark Blue



980 XG  
Baby Pink



959 XG  
Clay



978 XG  
French Viola



956 XG  
Grape Wine



937 XG  
Sage Green



979 XG  
Water Green



958 XG  
Sea Green



951 XG  
Aelo vera



940 XG  
Brick Red



939 XG  
Brick Beige




954 XG  
Matrix Brown



957 XG  
Pastel Yellow

Simple Colors, Stunning Interiors.




760 XG | Shiny Ivory




762 XG | Shiny Champagne

The beauty of simplicity in every shade. Plain color laminates for clean and stylish spaces.



759 XG | Shiny Metallic



780 XG | Shiny Gold



758 XG | Shiny Pasta Red

S O L I D S { X G }



905 XG | Light Grey



977 XG | Soft Grey

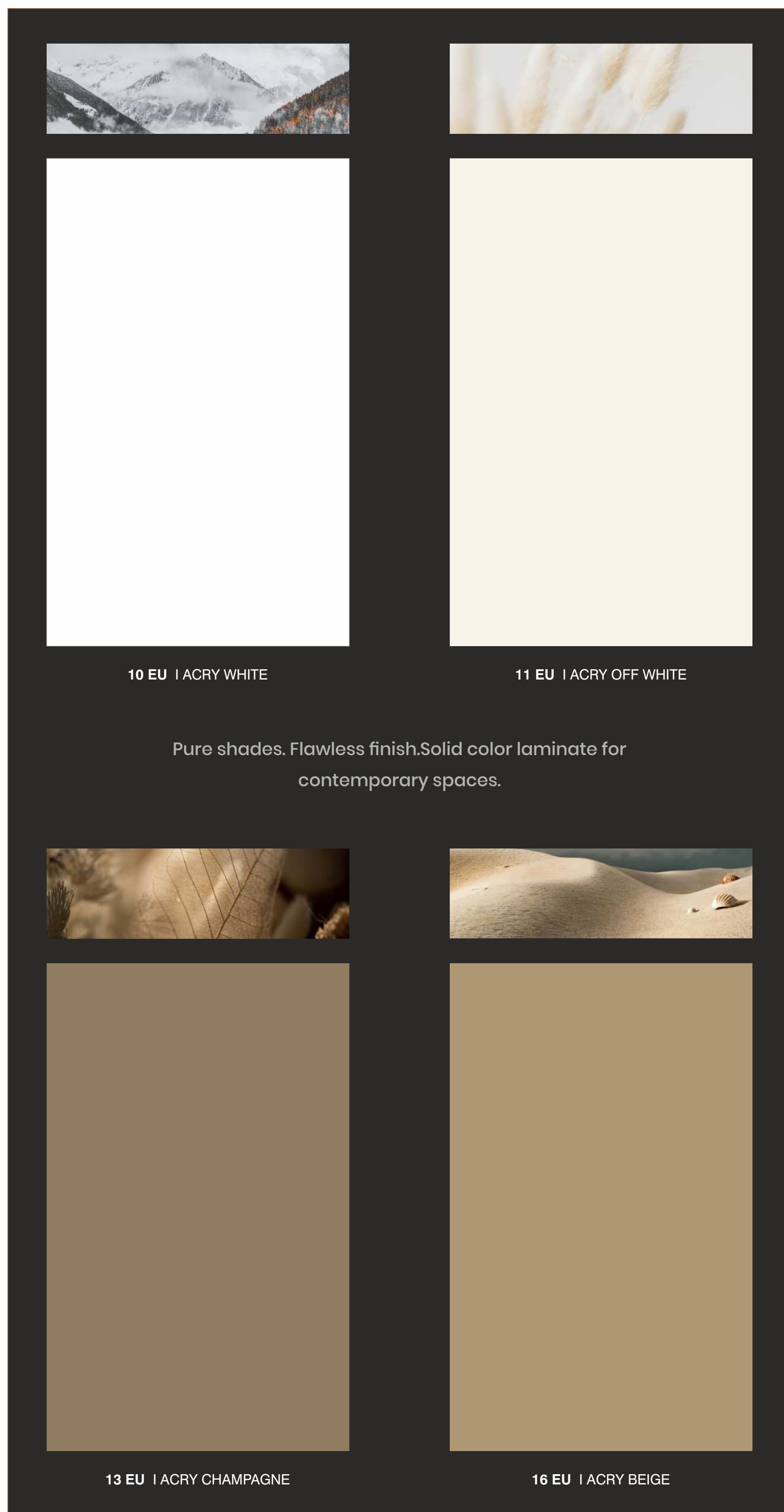
MINIMAL  
LOOK  
MAXIMUM  
IMPACT



953 XG | Fox Grey



919 XG | Dark Grey



10 EU | ACRY WHITE

11 EU | ACRY OFF WHITE


Pure shades. Flawless finish. Solid color laminate for contemporary spaces.

13 EU | ACRY CHAMPAGNE


16 EU | ACRY BEIGE

★★ PREMIUM


The beauty of simplicity in solid color



15 EU | ACRY BABY PINK



14 EU | ACRY BROWN



12 EU | ACRY SLATE GREY

Solid color laminate designed for clean, modern interiors. Smooth finish with bold visual impact.



17 EU | ACRY SKY BLUE




Endless possibilities with solid color!



18 EU | ACRY PICTON BLUE

★★ PREMIUM

Experience Your Laminate  
Like Never Before



Stone Series Laminate blends rugged texture with refined design, capturing the essence of natural stone in a sleek, durable surface. Crafted for modern spaces, it delivers bold character, easy maintenance, and lasting performance in every sheet.



SUPA<sup>®</sup> 1MM+  
UNITOP  
LAMINATES



# Stone


*Series*



Stone Series Laminate is inspired by the raw beauty and strength of natural stone, bringing earthy textures and bold character into modern interiors. Designed to capture the depth, detail, and rugged elegance of stone surfaces, it delivers a sophisticated look without compromising on durability. With excellent resistance to daily wear and easy maintenance, Stone Series Laminate is ideal for both residential and commercial spaces. It creates a powerful design statement while offering the reliability and performance of advanced laminate technology.


[supalam.com](http://supalam.com)






  579 ZST | Leggera Granito





  527 ZST | English Marble



  578 ZST | Buia Granito



  528 ZST | Metallic Statuario


NATURAL STONE LOOK




708 STX | Acid Granite




788 STX | Rain Forest



938 ZST | MUDDY BEIGE



932 ZST | SLATE GREY





707 STX | Statuario





  717 SLM | Grey Walnut Burl






  717 FLT | Grey Walnut Burl




  717 ZST | Grey Walnut Burl



  717 XG | Grey Walnut Burl



707 FLT | Statuario



708 FLT | Acid Granite



525 FLT | Fluted Onyx Marble



713 FLT | Sasso White



712 FLT | SASSO Dark

STONE LAMINATE DESIGNED FOR MODERN SPACES.

N  
A  
T  
U  
R  
A  
L  
C  
H  
A  
R  
M  
M  
E  
E  
T  
S  
L  
A  
M  
I  
N  
A  
T  
E



549 FLT | Cherry Wood



543 FLT | Yellow Oak




520 FLT | Fumed Oak





519 FLT | Ash Oak

# ASH WOOD

Laminate that blends beauty with performance. Crafted for modern living and timeless appeal. Strong, stylish, and made to last.



  569 ASH | Brazilian Walnut



ELEVATE YOUR INTERIOR  
WITH PREMIUM LAMINATE



  DG 11 TSW | Royal Batik

★★★ PR

A S H





591 ASH


DG 14 TSW

B O L D T E X T U R E S S M O O T H F I N I S H  
U N M A T C H E D L A M I N A T E





  DG 14 TSW | Flowery Wicker

\*\*\* PR



952 SLM  
Beige

  591 ASH | Saturno Beech Dark



THE PERFECT BLEND OF STYLE & STRENGTH.

s simply dummy text of the printing and typesetting industry. Lorem Ipsum has been the industry's standard dummy text ever since the 1500s, when an unknown printer took a



565 ASH | Regent Wood Light

567 ASH | Regent Wood Dark



566 ASH | Regent Wood



B  
A  
M  
B  
O





Inspired by trends, perfected in laminate. Create bold statements or subtle charm. Because great spaces begin with great surfaces.



  539 HZB | Egger Oak

Experience Your Laminate  
Like Never Before





  560 HZB | African Walnut Dark




  555 HZB | African Walnut Light






S P A C E S B E G I N W I T H G R E A T S U R F A C E S

  552 SWD | Regal Oak Dark



931 XG  
White



  551 SWD | Regal Oak Light






T H E P E R F E C T  
B L E N D O F  
S T Y L E &  
S T R E N G T H .



s simply dummy text of the printing and typesetting industry. Lorem Ipsum has been the industry's standard dummy text ever since the 1500s, when an unknown printer took a



R I C H T E X T U R E S . F L A W L E S S F I N I S H E S





  770 SWD | Rough Cut Teak



  769 SWD | Rough Cut Light


  541 SWD | Canadian Maple





  **765 SWD** | Shisham




  **785 SWD** | Kings Teak




  **539 SWD** | Egger Oak

S T Y L E T H A T L A S T S E V E R Y D A Y



supreme

Elevate every space with designer laminate. Rich textures. Flawless finishes. Perfect balance of strength and sophistication.



733 GFT | Truffed Figurato

978 XG French Viola



546 GFT | Shiny Lavito



Elevate your interiors with laminate. Crafted for performance and beauty. Rich tones and detailed textures. Strong foundation for every space. Timeless in every layer.



# F L U T E D


  551 GFT | Regal Oak Light

Experience Your Laminate Like Never Before






# Legacy

Laminate that defines refined living. Smart surfaces for smart homes. Beauty that performs.



  527 GFT | English Marble



  528 GFT | Metallic Statuario

N A T U R A L O A K

B A L A N C E D  
T E X T U R E S  
A N D N A T U R A L  
T O N E S .

velvety feel while maintaining a refined matte appearance that reduces glare and enhances visual comfort.





582 OAK



588 OAK

DESIGNED FOR MODERN  
LIVING SPACES





  588 OAK | Smoked Walnut




  582 OAK | Nyatoh Wood




  **531 OAK** | Monarchial Walnut

# T I M E L E S S

*crafted from nature's finest selections. Balanced textures and natural tones. Adds depth, warmth, and luxury. A timeless choice for every space.*





  **538 OAK** | Vintage Dark Louvers



  **537 OAK** | Vintage Light Louvers




  **546 OAK** | Shiny Lavito




M A D E T O  
E L E V A T E  
M O D E R N  
I N T E R I O R S .

Laminate brings together subtle luxury, contemporary style, and long-lasting performance in every sheet.

  552 CHV | Regal Oak Dark



  528 CHV | Metallic Statuario



VERY TEXTURE  
TELLS A STORY  
OF ELEGANCE.

Laminate designed for clean, modern interiors. Smooth finish with bold visual impact. Simple tones that make a strong statement. Built for lasting durability and style.



549 CHV | Cherry Wood

583 CHV | Sober Oak

*Classic*

Elegant hues and seamless surfaces. Perfect for sleek architectural designs. Crafted to stay timeless and strong.



951 SLM  
Aloe Vera




584 CHV | Classy Oak

MAKE EVERY CORNER COUNT  
CHOOSE QUALITY LAMINATE.





  549 OSH | Cherry Wood





  704 OSH | Cream Hazel Nut



  757 OSH | ROYAL OAK



  733 OSH | Truffed Figurato



784 TSW | Grey Raw Silk



DG 13 TSW | Starry Wicker

\*\*\* PR



736 SF | Flooring Wood Plank



DG 12 TSW | Mughal Boota

\*\*\* PR

Experience Your Laminate  
Like Never Before



Xtra Gloss Laminate brings a brilliant high-shine finish to modern interiors. Its reflective surface enhances light and space beautifully.



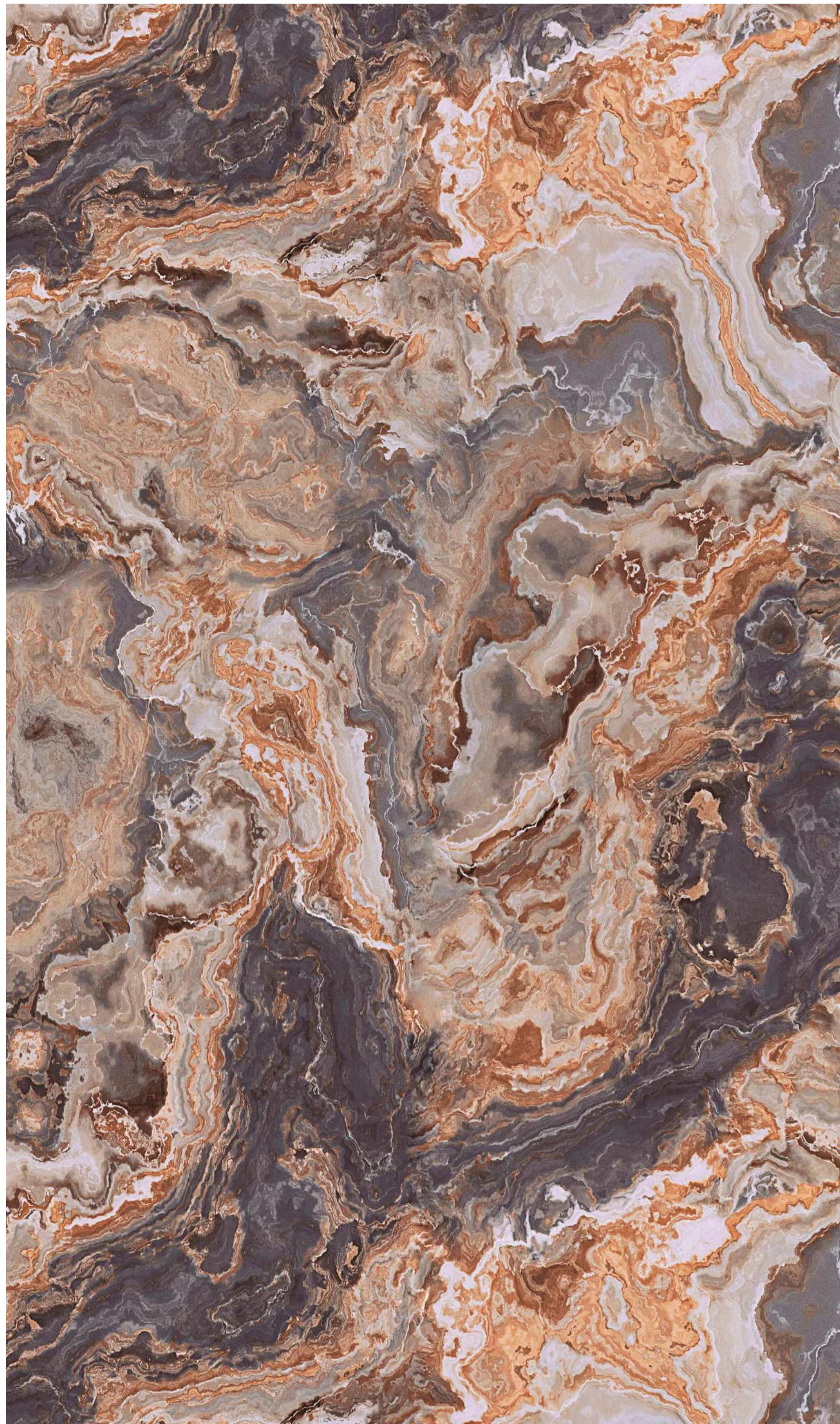
SUPA<sup>®</sup> 1MM+  
UNITOP  
LAMINATES

# Xtra Gloss *Series*

Xtra Gloss Laminate is designed to deliver a stunning mirror-like finish that instantly elevates any interior space. Its ultra-smooth, high-shine surface reflects light beautifully, creating a bright, spacious, and luxurious feel. Crafted with advanced technology for superior scratch resistance and long-lasting performance, Xtra Gloss Laminate combines bold aesthetics with everyday durability. Perfect for contemporary homes, retail spaces, and stylish work environments, it adds a sleek, modern statement to every surface.



supalam.com



587 XG | Sphere Marble


EXTRAGLOSS




Xtra Gloss Laminate brings a brilliant high-shine finish to modern interiors. Its reflective surface enhances light and space beautifully.




788 XG | Rain Forest



585 XG | Vermont Marble Light






586 XG | Vermont Marble Dark





  708 XG | Acid Granite





  713 XG | Sasso Light



  712 XG | Sasso Dark



  707 XG | Statuario


EXTRAGLOSS





572 XG

573 XG

PREMIUM SURFACES  
FOR BOLD INTERIORS





  **511 XG** | Royal Walnut

SEAMLESS FINISH AND  
PERFORMANCE





  **572 XG** | Tectona Wood Light




  **573 XG** | Tectona Wood Dark





  **548 XG** | Swiss Walnut






  **549 XG** | Cherry Wood



  **530 XG** | Classic Teak





  **529 XG** | Crown Woody





  539 XG | Egger Oak





  716 XG | Jungle Wood



  723 XG | Electricque




  757 XG | Royal Oak

RICH TONES  
AND DETAILED  
TEXTURES.

Inspired by global design trends. Perfected in laminate technology. Flawless finishes guaranteed. Durable and dependable. Designed for lasting impact.



765 XG | Ash Dyed Silver



552 XG | Regal Oak Dark



719 XG | Venice Grice Wood



796 XG | Ash Dyed Grey



706 XG | Mosaic Chevy



795 XG | Ash Dyed Silver



794 XG | Ash Dyed Ice



705 XG | Latino Wood



797 XG | Ash Dyed Beige

INSPIRED BY GLOBAL  
DESIGN TRENDS.

MADE FOR INSPIRED SPACES



732 XG | Bird Eye Maple



750 XG | Blurry Rush



588 XG | Smoked Walnut

*exquisite*

Create bold statements with laminate. Innovative finishes and patterns. Strong foundation for interiors. Made to impress daily.

734 XG | Azzaro



704 VNZ | Cream Hazel Nut



716 VNZ | Jungle Wood




548 VNZ | Swiss Walnut



531 VNZ | Monarchial Walnut



555 VNZ | African Walnut Light





560 VNZ | African Walnut Dark






701 VNZ | Iconic Walnut

L A M I N A T E A D D S T I M E L E S S  
C H A R M T O A N Y S P A C E .



  530 HVZ | Classic Teak




  529 HVZ | CROWN WOODY






E A R T H Y  
E L E G A N C E  
I N E V E R Y  
D E T A I L .

*elegance*



Bring the serenity of nature indoors with beautifully crafted wooden finish laminates. Each surface reflects realistic grain patterns and smooth textures for a premium look.



  733 HVZ | Truffed Figurato

SUPA<sup>®</sup> 1MM+  
UNITOP  
LAMINATES

# Suede



*Series*


The Suede Series Laminate offers a soft, velvety texture that adds a refined touch to any interior. Its smooth matte finish creates a subtle, elegant look while reducing glare. Designed for modern spaces, it combines aesthetic appeal with long-lasting durability. Perfect for wardrobes, cabinets, and premium furniture surfaces.

supalam.com

S U E D E





  719 SF | Venice Grice Wood





  511 SF | Royal Walnut

ELEGANT TONES ENHANCE EVERY CORNER




  **529 SF** | Crown Woody



  **530 SF** | Classic Teak



  **583 SF** | Sober Oak




  **584 SF** | Classy Oak



# S U E D E

Experience luxury in every touch with the Suede Series Laminate. The silky, low-sheen surface enhances colors and textures with a sophisticated feel.

 589 SF | Valencia Ash



 547 SF | Scandinavian Oak Dark



 540 SF | Scandinavian Oak Light



535 SF | Mocha Bark



563 SF | Castellano Oak Dark



558 SF | Robust Wood Light



559 SF | Robust Wood Dark



519 SF | Ash Oak



520 SF | Fumed Oak



505 SF | Bruto Walnut



757 SF | Royal Oak



539 SF | Egger Oak



549 SF | Cherry Wood



Customer Services  
+91 98990 54064

TRADE SAMPLE  
NOT FOR SALE

PROPERTIES	SPECIFIED VALUES AS PER IS:2046-1995, TYPE S, HBS	OUR CONFORMS	SPECIFIED VALUES AS PER IS:2046-1995, TYPE S, HBS	OUR CONFORMS
Resistance to surface wear	350 (Revolutions)	✓	350 (Revolutions)	✓
Resistance to immersion in boiling water - Mass increase (%) - Thickness increase (%) - Appearance	10.0 (Maximum) 11.8 (Maximum) Not worse than 4	✓	7.5 (Maximum) 8.5 (Maximum) Not worse than 4	✓
Resistance to dry heat 180° c	Not worse than 4	✓	Not worse than 4	✓
Dimensional stability at deviated temperature - Longitudinal (%) - Transverse (%)	0.55 (Maximum) 1.025 (Maximum)	✓	0.49 (Maximum) 0.88 (Maximum)	✓
Dimensional stability at 20° c - Longitudinal (%) - Transverse (%)	0.375 (Maximum) 0.60 (Maximum)	✓	0.31 (Maximum) 0.49 (Maximum)	✓
Resistance to impact by small diameter ball	20 N (Minimum)	✓	20 N (Minimum)	✓
Resistance to cracking	Not worse than 4	✓	Not worse than 4	✓
Resistance to scratching	2 N (Minimum)	✓	2 N (Minimum)	✓
Resistance to staining	Not worse than 5	✓	Not worse than 5	✓
Resistance to colour change (wood standards) - In xenon arc light - In enclosed carbon arc light	Not worse than 6 Not worse than 5	✓	Not worse than 6 Not worse than 5	✓
Resistance to cigarette burns	Not worse than 3	✓	Not worse than 3	✓
Resistance to steam	Not worse than 4	✓	Not worse than 4	✓
Appearance	Should be free from foreign particles	✓	Should be free from foreign particles	✓

Types : Standard, post forming, compact, cabinet liners, backer  
Size : 2440 mm x 1220 mm (9'x4')  
Thickness : 1.00mm(±10%)

Care & Maintenance : Cleaning should be carried out with a soft moist cloth and warm soap solution. Do not use detergents containing abrasive particle or excess soda.

Highlight:


- Design from genuine imported base paper.
- Manufactured using best quality kraft paper.
- Use of best chemical raw materials for better flexibility & durability.

Disclaimer: Customers are advised to reconfirm selected laminate when placing orders as our liability does not include claims arising from sample chip pasting error. Samples presented are indicative of color, pattern and surface finish but not of actual appearance. All metallic patterns series recommended for vertical application only. Limited Warranty: Company warrants that its products are reasonably free from manufacturing defects. The products when properly used, will comply, with normal deviation, related manufacturing specifications. This warranty shall be limited only to the original buyer for a period of care. It is recommended that the products must be inspected prior to installation and our liability will be limited to the extent of the cost of the products only. Our products are used for various applications without the possibility of control over the manufacturing of the finished products. The Company does not assume obligations or liabilities arising from the furnishing, sale, installation or repair, use or subsequent sale of any product, to any person or entity.

Do not use nail and hammer while cutting such Corner, Grew, Angle, and Designs. Use only drill while cutting such Corner, Grew, Angle and Designs.



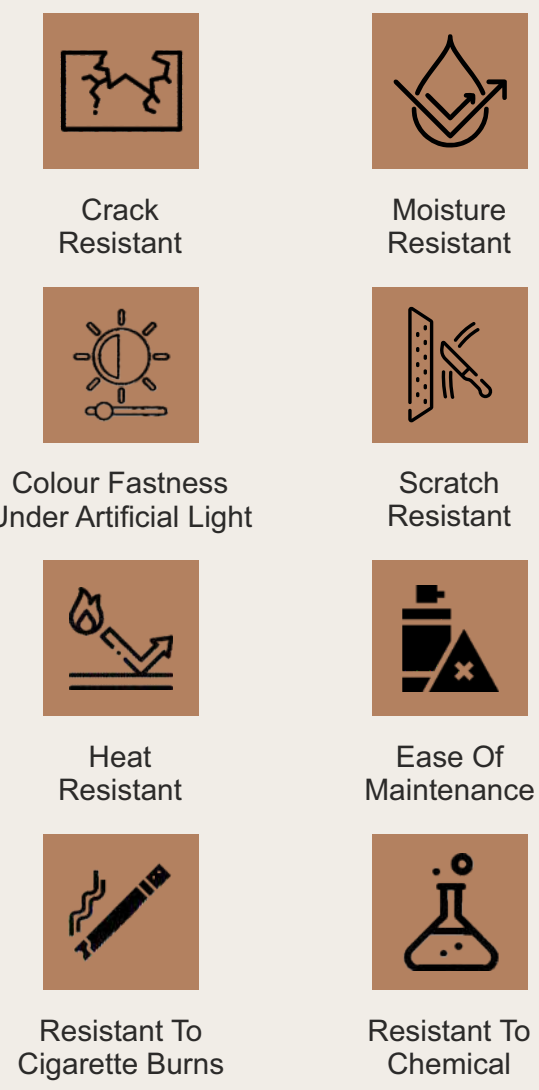
NO CLAIM WILL BE ENTERTAINED FOR AIR BUBBLES



Cutting a laminate sheet at an angle of 90 degree leads to development of cracks in corner after pasting. Therefore it is advisable to avoid cutting at an angle of 90 degrees.

A Product of :  
**SUPA LAMINATES PVT. LTD.**  
Mundka Industrial Area  
Opp. Pillar No.559,  
Rohtak Road, New Delhi 110041, India

**PLANT**  
57 Km, Milestone, Gandhra Mor,  
Village: Ismaila, Sampla,  
Distt: Rohtak, Haryana-124501, India  
Email: info@supalam.com




SR NO.	DESIGN	FINISH	PAGE NO.	EDGE BAND
1	547	SNW	11	-
2	540	SNW	12	-
3	566	SCW	14	-
4	565	SCW	15	-
5	567	SCW	16	-
6	707	SMG	18	6001
7	584	ZJT	21	-
8	DG 15	ZJT	22	-
9	582	ZJT	23	-
10	583	ZJT	24	-
11	540	ZBW	25	-
12	547	ZBW	26	-
13	591	ZBW	27	-
14	511	ZBW	28	-
15	574	ZWG	29	-
16	575	ZWG	30	-
17	535	ZWG	32	2017
18	583	ZWG	32	-
19	530	ZWG	33	2002
20	719	ZWG	33	2034
21	529	ZWG	34	2018
22	505	ZBO	35	-
23	541	ZBO	35	-
24	584	ZBO	36	-
25	524	ZBO	37	2036
26	526	ZBO	37	2024
27	523	ZBO	37	-
28	519	ZBO	38	2032
29	520	ZBO	38	2033
30	573	ZVR	39	-
31	572	ZVR	40	-
32	575	ZVR	41	-
33	574	ZVR	42	-
34	531	PUZ	43	-
35	549	PUZ	43	-
36	546	PUZ	44	-
37	788	SLM	47	6006
38	531	SLM	48	-
39	785	SLM	49	2007
40	551	SLM	49	-
41	706	SLM	50	-
42	548	SLM	50	-
43	549	SLM	51	-
44	716	SLM HZ	52	2002
45	587	SLM	52	-
46	527	SLM	53	-
47	528	SLM	53	-
48	541	SLM	54	-
49	795	SLM	55	795
50	796	SLM	55	796
51	794	SLM	56	794
52	797	SLM	56	797
53	952	SLM	57	1052
54	933	SLM	57	933
55	938	SLM	57	938
56	976	SLM	57	-
57	931	SLM	57	931
58	911	SLM	57	1011
59	971	SLM	57	971
60	956	SLM	57	-
61	980	SLM	57	-
62	955	SLM	57	974
63	959	SLM	57	-
64	978	SLM	57	-
65	937	SLM	57	937
66	979	SLM	57	-
67	958	SLM	57	-
68	951	SLM	57	1051
69	940	SLM	57	940
70	939	SLM	57	939
71	954	SLM	57	1054
72	957	SLM	57	1057
73	905	SLM	58	1005
74	919	SLM	58	-
75	937	PUZ	58	937
76	940	PUZ	58	940
77	953	SLM	58	932
78	977	SLM	58	-

SR NO.	DESIGN	FINISH	PAGE NO.	EDGE BAND
79	974	PUZ	58	974
80	938	FLT	58	938
81	952	XG	59	1052
82	933	XG	59	933
83	931	XG	59	931
84	911	XG	59	1011
85	971	XG	59	971
86	955	XG	59	1055
87	980	XG	59	-
88	956	XG	59	974
89	959	XG	59	1059
90	978	XG	59	-
91	937	XG	59	937
92	979	XG	59	-
93	958	XG	59	1058
94	951	XG	59	1051
95	940	XG	59	940
96	939	XG	59	939
97	954	XG	59	1054
98	957	XG	59	1057
99	760	XG	60	-
100	762	XG	60	-
101	759	XG	60	-
102	780	XG	60	-
103	758	XG	60	-
104	905	XG	60	1005
105	977	XG	60	-
106	953	XG	60	1053
107	919	XG	60	-
108	10	EU	61	EU - 10
109	11	EU	61	-
110	13	EU	61	EU - 13
111	16	EU	61	EU - 16
112	15	EU	62	EU - 15
113	14	EU	62	EU - 14
114	12	EU	62	EU - 12
115	17	EU	62	EU - 17
116	18	EU	62	EU - 18
117	579	ZST	65	6003
118	578	ZST	65	6006
119	527	ZST	66	-
120	528	ZST	66	-
121	708	STX	67	-
122	788	STX	67	6006
123	938	ZST	68	938
124	932	ZST	68	1053
125	707	STX	68	6001
126	717	SLM	69	-
127	717	SLM	69	-
128	717	ZST	70	-
129	717	XG	70	-
130	707	FLT	71	6001
131	708	FLT	71	-
132	525	FLT	72	-
133	713	FLT	72	6002
134	712	FLT	72	6006
135	549	FLT	73	-
136	543	FLT	73	-
137	520	FLT	74	2033
138	519	FLT	74	2032
139	569	ASH	75	-
140	DG 11	TSW	76	-
141	DG 14	TSW	77	-
142	591	ASH	78	-
143	565	ASH	79	-
144	567	ASH	80	-
145	566	ASH	80	-
146	539	HZB	81	-
147	560	HZB	82	-
148	555	HZB	82	-
149	552	SWD	83	-
150	551	SWD	84	-
151	770	SWD	85	2023
152	769	SWD	85	2029
153	541	SWD	86	-
154	765	SWD	87	2022
155	785	SWD	87	2007
156	539	SWD	88	-

SR NO.	DESIGN	FINISH	PAGE NO.	EDGE BAND
157	733	GFT	89	2027
158	546	GFT	90	-
159	551	GFT	91	-
160	527	GFT	92	-
161	528	GFT	92	-
162	588	OAK	94	-
163	582	OAK	94	-
164	531	OAK	95	-
165	538	OAK	96	7441
166	537	OAK	96	-
167	546	OAK	96	-
168	552	CHV	97	-
169	528	CHV	98	-
170	549	CHV	99	-
171	583	CHV	99	-
172	584	CHV	100	-
173	549	OSH	101	-
174	757	OSH	102	2007
175	733	OSH	102	2027
176	784	TSW	103	-
177	DG 13	TSW	103	-
178	736	SF	104	-
179	DG 12	TSW	104	-
180	587	XG	107	-
181	788	XG	108	6006
182	585	XG	108	-
183	586	XG	108	-
184	708	XG	109	-
185	713	XG	109	6002
186	712	XG	109	6006
187	707	XG	110	6001
188	511	XG	111	-
189	572	XG	112	-
190	573	XG	112	-
191	548	XG	113	-
192	549	XG	113	-
193	530	XG	114	2002
194	529	XG	114	2018
195	539	XG	115	-
196	723	XG	115	2035
197	716	XG	116	2002
198	757	XG	116	2007
199	765	XG	117	2022
200	552	XG	118	-
201	719	XG	118	2034
202	796	XG	119	796
203	706	XG	119	-
204	795	XG	119	795
205	794	XG	120	794
206	705	XG	120	-
207	797	XG	120	797
208	716	VNZ	121	2002
209	555	VNZ	121	-
210	560	VNZ	121	-
211	548	VNZ	122	-
212	701	VNZ	122	2015
213	531	VNZ	122	-
214	530	HVZ	123	2002
215	529	HVZ	123	2018
216	733	HVZ	124	2027
217	719	SF	126	2034
218	511	SF	126	-
219	529	SF	127	2018
220	530	SF	127	2002
221	583	SF	128	-
222	584	SF	128	-
223	589	SF	129	-
224	547	SF	130	-
225	540	SF	130	-
226	535	SF	131	2017
227	558	SF	131	-
228	559	SF	131	-
229	563	SF	132	-
230	519	SF	132	2032
231	520	SF	132	2033
232	505	SF	133	-
233	757	SF	133	-
234	539	SF	133	-
235	549	SF	133	-

SUPA<sup>®</sup> 1MM+  
UNITOP  
LAMINATES

# Thank You



Thank you for taking the time to explore our laminate catalogue. We truly appreciate your interest in our collection and the opportunity to present our designs to you. Your support and trust motivate us to continuously deliver quality, innovation, and excellence.