



 **SUPA**[®]
Laminates

intro VOL-10
LAMINATE COLLECTION

SRP

C L A S S I C



Supa Laminates is the place where passion meets excellence, creating what can be best described as hallmarks of quality and elegance. One of the top laminate companies in India, Supa Laminates offers world-class laminate sheets in myriads of textures, colours and designs. An ideal solution for both residential and commercial spaces, our laminate sheets come with a number of distinct properties such as antibacterial, fire retardant, scratch and impact resistance and many more attributes that make them a cut above the rest.

We at Supa Laminates are a professionally managed corporate entity under the leadership of our Directors Shobhit Aggarwal /Rohit Aggarwal engaged in the manufacturing and selling of Decorative Laminates, High-Pressure Decorative Laminates & Door Skins as well. We have experience of around 3 decades in this industry and are able to set up a state-of-the-art manufacturing facility in Sampla (Rohtak), which is the Industrial area of Haryana, India. We have a team of professional designers under the leadership of our Design Head and the Think Tank behind all the products, Mr. Rohit Aggarwal who keeps on innovating new designs and its applications. It is because of him, we are able to design some fantastic catalogues, which are widely appreciated by eminent architects, design experts and end users. Our Group consists of two manufacturing facilities. Our Logistics Department is dedicated to delivering all the sheets produced to our esteemed clients on time in different parts of the country. Our Exports Department is focused to develop new markets across the globe and take responsibility of getting the correct quality manufactured and dispatched on time to our overseas clients.

C H A R M I N G



P R I C E L E S S

V I B R A N T



USP'S

Crafted for enduring beauty and strength, these laminates offer unmatched durability while maintaining a fresh, stylish appeal for years to come.

 **IMPACT RESISTANT**

 **ANTI BACTERIAL**

 **COLOR FASTNESS**

 **ANTI FUNGAL**

 **SCRATCH RESISTANT**

 **CRACK RESISTANT**

 **MATCHING EDGE BAND AVAILABLE**

Our laminates bring a perfect blend of elegance and endurance, crafted to maintain their beauty while withstanding the demands of daily life.

05-06
CHIFFON
FINISH

22-24
FLUTE

43
METALLIC

71-72
STRIPPED
ASH

86-86
CRISPY
NATURAL

87-88
GLOW
SQUARE

96
MAGIC
MAZE

98
CAMPY

07-08
THE PERFECT
COMBO

44
ACRYLAM

73-74
EXOTIC
CUBES

89-90
TRENZ
WOOD

99-100
ROUGH
WOOD

09-10
GLOSSY
FLUTE

59-62
BAMBOO
OAK

75-78
PLANK
WOOD

91-92
ABSTRACT
DIAMOND

101-102
WAVES

25-38
MARBLE

41
SHINY
BAMBOO

63-64
DUSKY
CRUST

79-80
HORIZONTAL
BARK

93
PARA
GLOW

103
TWIST
EARL

11-21
SOFT
MATT

42
HIGH
GLOSS

69-70
SWIRL
OAK

81-83
VENZA

94
FANTASY

95
FABULOUS
LEAVES

105-112
SUEDE
FINISH

113
SOLID

C A T E G O R I E S



4119 CH
PERUVIAN WALNUT



1051 SB
ALOE VERA



1055 SB
OCEAN BLUE

E X P E R I E N C E T H E U N D E R S T A T E D L U X U R Y



4160 CH
CYANA LIGHT



4161 CH
CYANA DARK



T R E N D Y



4168 SX
SEQUOIA MARBLE



DLW 21
HERRINGBONE GREY



4050 SM

4168 SX

DLW 21




4050 SM
NAUSHA SCOTCH






SUBTLE
LUXE



SPK 97




4154 GF
CRACK WOOD DARK



Edge Band Available

Unique designs and patterns that add creativity and personality, perfect for spaces that need a standout feature.



SPK 85





4186 GF
DIAMOND GLITTER



EXCEPTIONAL IN STYLE



With its **impeccable** smoothness and lasting durability, it effortlessly enhances your space, offering an air of elegance with lasting beauty and timeless appeal.



4144 SM
CHEVRON TEAK



4145 SM
FORTY FIVE TEAK





4064 SM
METALLIC ONYX

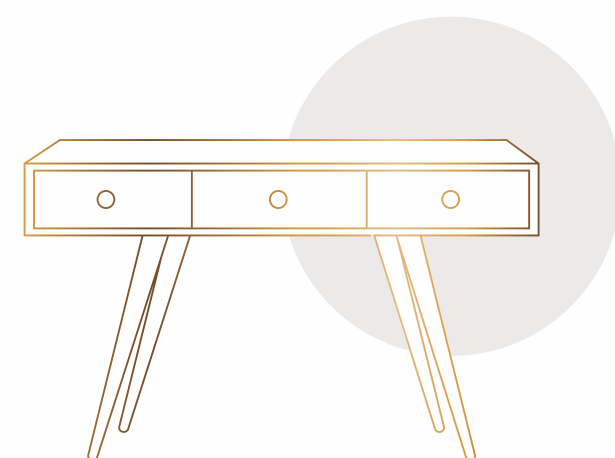


DLW 22

4099 SM

P O I S E

Composed beauty with grace and architectural finesse



DLW 22
BAMBOO STRIP



4099 SM
TIBERION WOOD



SOFT MATT


Edge Band Available




4158 SM
RIBBED WOOD LIGHT



4159 SM
RIBBED WOOD DARK



4005 SM
BRUTO WALNUT



4066 SM
SAP VENEER




M E S E R I Z I N G

Edge Band Available

SMOOTH REIGN


The *Stillness* that turns
simplicity into a statement of
sophistication.



1054 SM
MATRIX BROWN




1053 SM
FOX GREY



4084 SM
SISMA WOOD



4083 SM
SISMA WOOD LIGHT



4105 SM
DESSERT STROM



Edge Band Available

4154 SM



4104 SM

4154 SM



4104 SM
HABILA WALNUT



1051 SM
ALOE VERA

1057 SM
PAN CAKE

4154 SM
CRACK WOOD DARK



Minimalism with movement.
This is what stillness looks like
when it breathes.





1051 SM
ALOE VERA




1052 SM
URBAN BEIGE

M
A
J
E
S
T
I
C



4101 LT
LIGHT OAK



4101 CH
LIGHT OAK





4083 LT
SISMA WOOD LIGHT



4168 LT
SEQUOIA MARBLE



4084 LT
SISMA WOOD



Edge Band Available



4063 LT
VICTORIAN MARBLE DARK



E
V
E
R
Y
T
E
X
T
U
R
E
I
S
A
S
T
A
T
E
M
E
N
T
.



4062 LT
VICTORIAN MARBLE LIGHT



G R A C E F U L
S T O N E




4181 HG
METALLIC SATVARIO



C L A S S Y

Edge Band Available



4183 HG
OCEAN MARBLE



Edge Band Available



4181 HG
METALLIC SATVARIO



4182 SM
SANDY CANYON



4183 SM
OCEAN MARBLE



G R A
S T O



4170 LT
KARARA MARBLE



4183 SB
OCEAN MARBLE




4181 HG
METALLIC SATVARIO



4062 EN
VICTORIAN MARBLE LIGHT



4063 HG
VICTORIAN MARBLE DARK




4063 EN
VICTORIAN MARBLE DARK



4062 HG
VICTORIAN MARBLE LIGHT




STONE MODISH



4782 HG
PEACH



4779 HG
WINE



EB 6003

4172 HG
CITRON LIGHT STONE



Edge Band Available



EB 6004

4180 HG
ENGLISH MARBLE



4181 EN
METALLIC SATVARIO



EB 6004

4180 SX
ENGLISH MARBLE



S
S
E
N
E
J
Q
I
N
U
F
O
E
A
U
G
N
A
L
E
T
H



4129 HG
GRAFFITI MARBLE



4092 HG
SALT & PEPPER



4092 SM
SALT & PEPPER



4092 EN
SALT & PEPPER




4129 EN
GRAFFITI MARBLE





4172 SM
CITRON LIGHT STONE



4172 SM



Edge Band Available

4185 HG




4172 SX
CITRON LIGHT STONE



FINERY

Perfect for interiors that value form as much as function.



4185 HG
BLACK MARBLE





4179 SX
KALHARI STONE



4179 HG
KALHARI STONE



4179 SM
KALHARI STONE



4174 HG
SAND STONE



4174 SX
SAND STONE




4174 SM
SAND STONE



MARBLE COLLECTION



4097 HG
DARK STONE




4178 HG
ELEGANT WHITE STONE




Edge Band Available


A
L
L
U
R
I
N
G



4782 HG
PEACH




4779 HG
WINE




4136 HG
GREEN MARBLE







1051 SM
ALOE VERA



1052 SM
URBAN BEIGE



1053 SM
FOX GREY



1054 SM
MATRIX BROWN







Edge Band Available

T O U C H

SUPA[®]
Laminates




1005 SM
LIGHT GREY




1019 SM
CARBON GREY




1058 SM
MORNING GLORY



1055 SM
OCEAN BLUE



1057 SM
PAN CAKE



1056 SM
GRAPE WINE

SHINY BAMBOO



1005 SB
LIGHT GREY



1052 SB
URBAN BEIGE



1019 SB
CARBON GREY



1053 SB
FOX GREY



1054 SB
MATRIX BROWN



1051 SB
ALOE VERA



1058 SB
MORNING GLORY



1055 SB
OCEAN BLUE



1057SB
PAN CAKE




1056 SB
GRAPE WINE

T
H
E
G
R
A
C
E
T
H
A
T
B
E
G
I
N
S
W
I
T
H
A
P
E
R
F
E
C
T
T
O
N
E

HIGH GLOSS

Edge Band Available




1011 HG
WARM WHITE



1019 HG
CARBON GREY



1005 HG
LIGHT GREY



1025 HG
HOT POPPY



1017 HG
PINK



1029 HG
ROSY PINK




1018 HG
BLACK CURRENT



1013 HG
COFFEE



1006 HG
BLACK




METALLIC


E L E G A N T

ACRYLAM

Edge Band Available




4781 HG
METALLIC IVORY




SPK 86



SPK 97



4782 HG
METALLIC PEACH



4779 HG
METALLIC WINE



SPK 95



SPK 94



4783 HG
METALLIC SILVER



4778 HG
METALLIC FLORETO



SPK 93



SPK 96



4784 HG
METALLIC MAUVE




4780 HG
METALLIC GOLD




SPK 92





SPK 85




1051 HG ALOE VERA




1058 HG MORNING GLORY




1053 HG FOX GREY




1057 HG PAN CAKE




1052 HG URBAN BEIGE




1055 HG OCEAN BLUE



1054 HG MATRIX BROWN



1056 HG GRAPE WINE



1059 HG PINK CLAY



1071 HG SKY BLUE

T H E E R A D I A N T M I R R O R S U R Y O U R S T Y L E

HIGH GLOSS

Edge Band Available



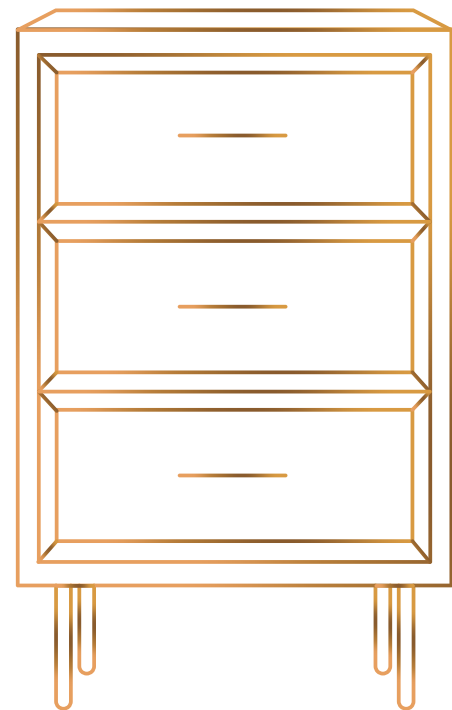
4161 HG



4100 HG



SHINY



4161 HG
CYANA DARK

4100 HG
CHERRY WOOD



4028 HG
GOLDEN WOOD SLICE






4045 HG
AMAZON WOOD DARK



4020 HG
BENGALI SHISHAM



4022 HG
SAPE WALNUT LIGHT



4021 HG
SAPE WALNUT DARK





4050 HG
NAUSHA SCOTCH




4071 HG
DARK MAPLE



4027 HG
SWISS WOOD DARK



4120 HG
ROASTED KNOTTY PINE



4155 HG
AFRICAN WALNUT LIGHT





4050 HG
NAUSHA SCOTCH




4027 HG
SWISS WOOD DARK



4157 HG
AFRICAN WALNUT DARK



L I C I T Y




4064 HG
METALLIC ONYX



T H E B

4156 HG
AFRICAN WALNUT





4130 HG
BRAZILIAN WALNUT




4131 HG
GOLDEN WALNUT



4027 HG
SWISS WOOD DARK



Y
C
I
C
L
I
P
L
I
M
P
L
I
S
I
T
H
E
T
N
I
S
I
S
Y
T
A
U
T
Y
B
E
A
T
H
E



4156 HG
AFRICAN WALNUT





4127 HG
LEAVED ELM LIGHT



4051 HG
RUSTIC THAI WOOD



4163 HG
CAMBRIDGE LIGHT



4164 HG
CAMBRIDGE DARK



4068 HG
LOYAL KNOT



4069 HG
LATIN KNOT



4104 HG
HABILA WALNUT



4009 HG
RUST MINDANO



C
R
E
A
T
E
S
A
N
A
T
M
O
S
P
H
E
R
E
O
F
W
O
O
D



4083 HG
SISMA WOOD LIGHT



4086 HG
REDDISH TEAK



4105 HG
DESSERT STROM



4084 HG
SISMA WOOD



4087 HG
EXOTIC TEAK



4114 HG
CLASSIC VENEER




Edge Band Available




4076 HG
WALNUT SAVIO



4054 HG
WALNUT




4023 HG
SAMARI LAVITO



4080 HG
LAVITO



Edge Band Available

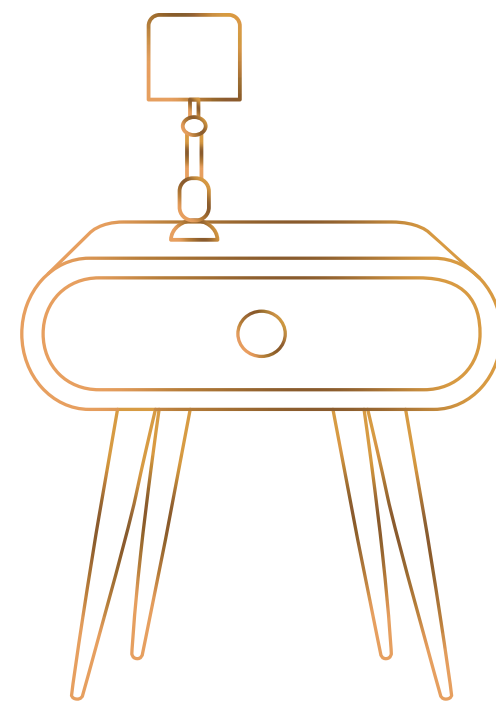


4155 BO


4157 BO

4156 BO

NATURAL



4157 BO
AFRICAN WALNUT DARK



4155 BO
AFRICAN WALNUT LIGHT



4156 BO
AFRICAN WALNUT



Edge Band Available



4022 BO
SAPE WALNUT LIGHT




COLOR FRESH



1055 SM
OCEAN BLUE



1051 SM
ALOE VERA



4021 BO
SAPE WALNUT DARK




4099 BO
TIBERION WOOD






4141 DT
VALONGO TRIANGLE



1052 SM
URBAN BEIGE



1054 SM
MATRIX BROWN



4142 DT



4143 DT
FABRIC DARK



4142 DT
FABRIC LIGHT



S
T
Y
L
I
S
H
W
I
T
H
D
I
S
T
I
N
C
T
I
O
N




4099 SB
TIBERION WOOD



4158 SB
RIBBED WOOD LIGHT



4159 SB
RIBBED WOOD DARK




4149 SB
PENTAGON DARK



4103 SB
KNOTTY WOOD



B
E
S
P
O
K
E



4182 SB
SANDY CANYON



4117 SB
RED SANDALWOOD



4005 SB
BRUTO WALNUT



E
C
N
A
G
L
E
E
L
E
T
H
T
I
W
G
N
I
N
I
H
S



4781 HG
OFF WHITE




4779 HG
METALLIC WINE



4148 SB
SHINY BURL



Edge Band Available




4156 SO
AFRICAN WALNUT



4155 SO
AFRICAN WALNUT LIGHT



4157 SO
AFRICAN WALNUT DARK




4020 SO
BENGALI SHISHAM



STRIPPED ASH



4163 SA
CAMBRIDGE LIGHT



4164 SA
CAMBRIDGE DARK



Edge Band Available



4045 SA
AMAZON WOOD DARK



4152 SA
INNATE TULIP LIGHT



4153 HG
INNATE TULIP DARK



E
F
F
O
R
T
L
E
S
S
S
T
Y
L
E
A
N
D
F
L
A
I
R



4148 EC
SHINY BURL



4142 EC
FABRIC LIGHT




4143 EC
FABRIC DARK



4045 EC
AMAZON WOOD DARK




4065 EC
SATOSA



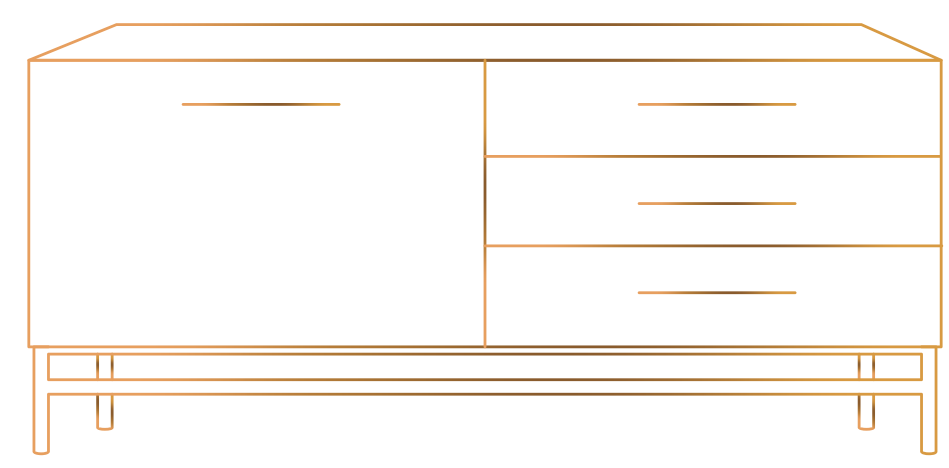
4117 EC
RED SANDALWOOD



Edge Band Available



A M A Z E Finish that creates a harmonious and welcoming atmosphere.



4065 PD
SATOSA



4061 PD
TURKISH WOOD




4009 PD
RUST MINDANO






4105 PD
DESSERT STROM



1057 SM
PAN CAKE



1055 SM
OCEAN BLUE

C
U
R
A
T
E
D
F
O
R
P
E
R
F
E
C
T
I
O
N



1011 PD
WARM WHITE



4104 PD
HABILA WALNUT



4138 PD
WOOD



HORIZONTAL BARK

Edge Band Available



4131 HB
GOLDEN WALNUT



4155 HB



4020 HB
BENGALI SHISHAM



4066 HB
SAP VENEER




4130 HB
BRAZILLIAN WALNUT



4155 HB
AFRICAN WALNUT LIGHT





4023 VZ
SAMARI LAVITO



F I N E S S E

Bringing a natural flow to any space,
this finish adds a sense of quiet sophistication.




4120 VZ
ROASTED KNOTTY PINE



4123 VZ
TOASTED KNOTTY PINE



4080 VZ
LAVITO



4083 VZ
SISMA WOOD LIGHT



4084 VZ
SISMA WOOD






4127 VZ
LEAVED ELM LIGHT



M A G I C A L
C H A R M



1011 VZ
WARM WHITE



4009 VZ
RUST MINDANO



4125 VG
BELLUNO APPLE



4121 VG
LIGHT CHESTNUT



4123 VG
TOASTED KNOTTY PINE




4122 VG
DARK CHEST NUT



E
P
I
T
O
M
E




4138 CN
WOOD



4026 CN
NATURAL OAK WOOD



1011 CN
WARM WHITE




4101 CN
LIGHT OAK





4005 GS
BRUTO WALNUT



4002 GS
ROSE WOOD



4007 GS
WENGE



4117 GS



4127 GS
LEAVED ELM LIGHT



4117 GS
RED SANDALWOOD



I
N
V
I
T
I
N
G

Edge Band Available




4104 TR
WALNUT



4099 TR
TIBERION WOOD



4051 TR
RUSTIC THAI WALNUT



4119 TR
PERUVIAN WALNUT

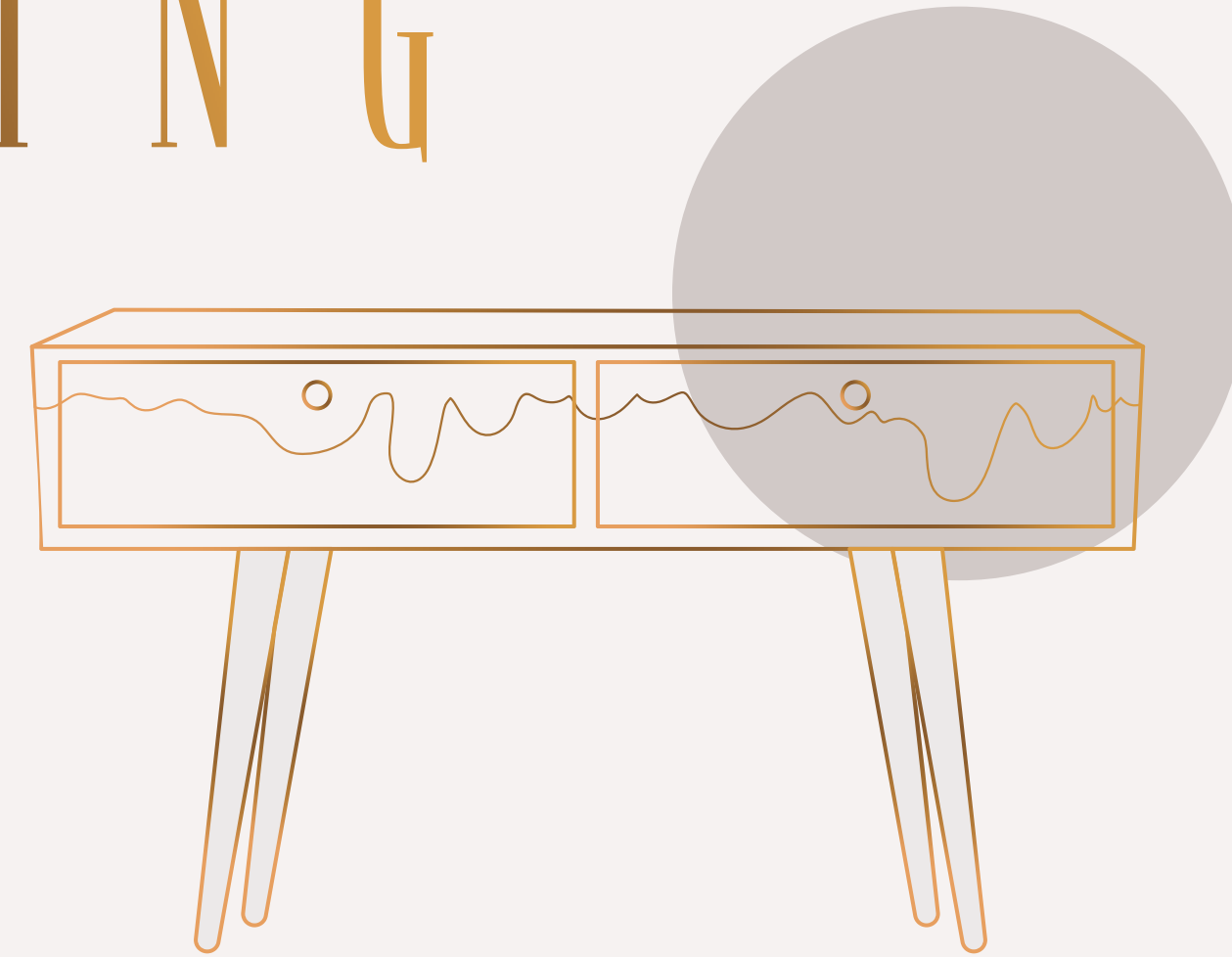


R
I
C
H
N
E
S
S



STUNNING LOOK

With its understated beauty, this finish gives your room a fresh and polished feel.



1011 AD
WARM WHITE




4083 AD
WOOD LIGHT



4133 AD
RUSTIC DREAMS



4125 AD
BELLUNO APPLE



4138 AD
WOOD



4084 AD
SISMA WOOD





4122 PG HZ
DARK CHESTNUT



4069 PG
LATIN KNOT




4068 PG
LOYAL KNOT



4122 FS
DARK CHESTNUT



1011 FS
WARM WHITE



4125 FS
BELLUNO APPLE



ECSTATIC



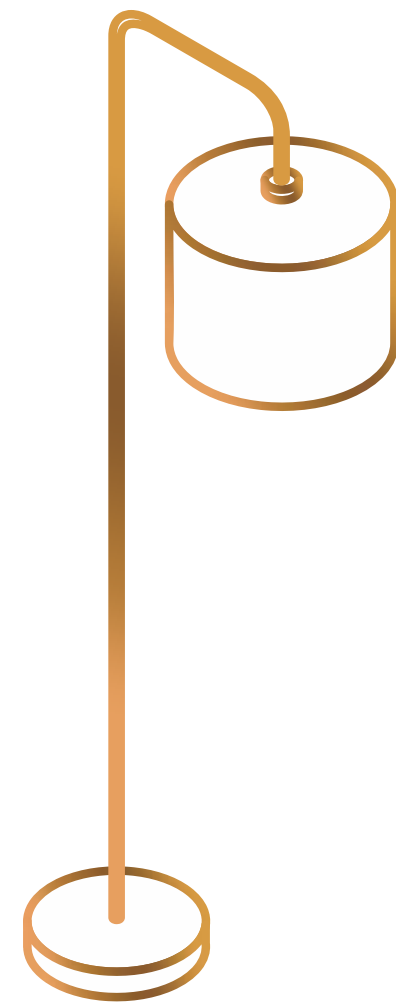
1011 FL
WARM WHITE



4114 MZ



4076 FL
WALNUT SAVIO



LUXE

Simple yet luxurious, this finish transforms your space with its smooth, elegant surface.

1011 MZ
WARM WHITE



4114 MZ
CLASSIC VENEER





4113 ET
BROWN SQUALL



1011 ET
WARM WHITE



1011 CY
WARM WHITE



4069 ET
LATIN KNOT



4068 ET
LOYAL KNOT



4113 CY
BROWN SQUALL



4125 CY
BELLUNO APPLE



P
E
R
F
E
C
T

EXQUISITE

A unique collection that brings creativity, class and quality together.




1011 RW
WARM WHITE



4061 RW
TURKSH WOOD



Edge Band Available



4125 RW
BELLUNO APPLE



4050 RW
NAVSHA SCOTCH






4138 WA
ELEVATED WOOD




4050 WA
NAUSHA SCOTCH




4061 WA
TURKSH WOOD



4780 HG
GOLD



4781 HG
METALLIC IVORY



4009 WA
RUST MINDANO



TWIST CURL



4009 TC
RUST MINDANO



4131 TC
GOLDEN WALNUT



4076 TC
WALNUT SAVIO



4780 TC
GOLD



HORIZONTAL WOOD

Edge Band Available



4130 HZ



4131 HZ
GOLDEN WALNUT



4130 HZ
BRAZILIAN WALNUT



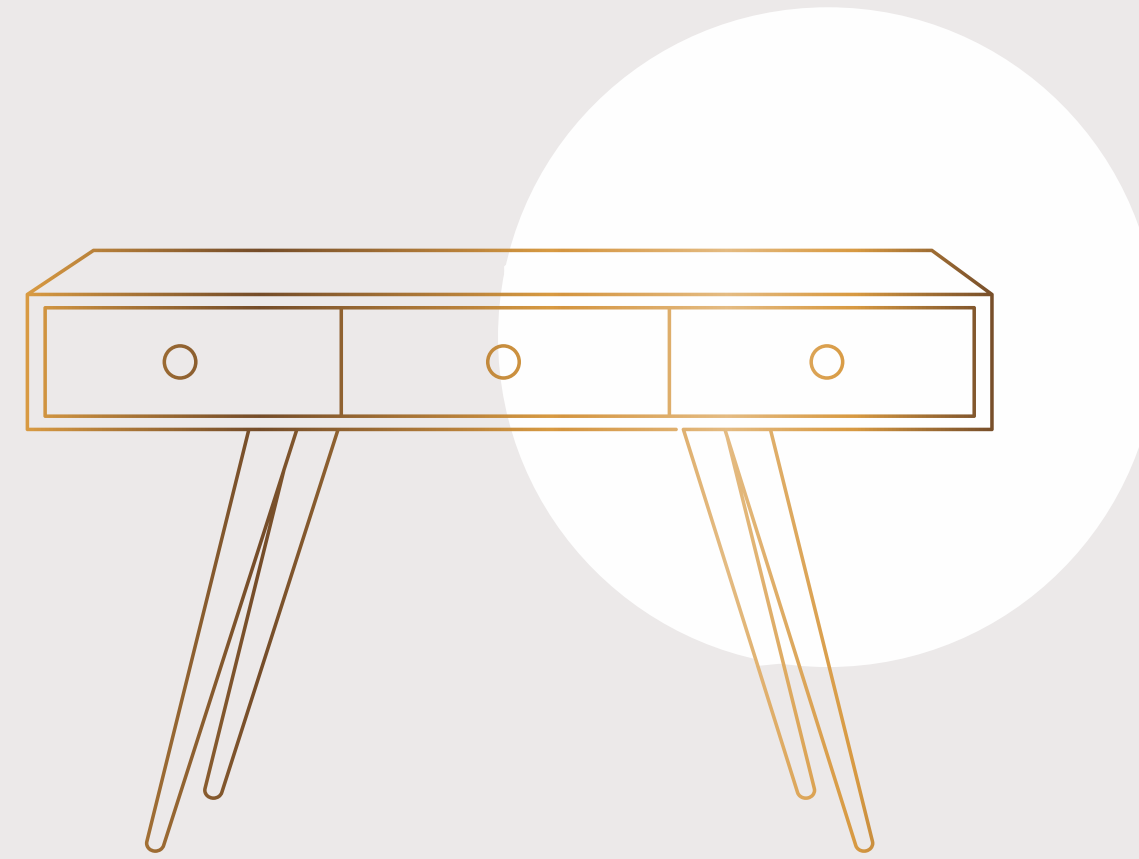


4157 SF
AFRICAN WALNUT DARK



SUEDE
FINISH

Its smooth texture exudes quiet sophistication,
creating a lasting impression without the need for excess.



4156 SF
AFRICAN WALNUT



4155 SF
AFRICAN WALNUT LIGHT



4068 SF
LOYAL KNOT



4069 SF
LATIN KNOT



4117 SF
RED SANDALWOOD



A modern classic carved for interiors that command attention.




4051 SF
RUSTIC THAI WOOD



4125 SF
BELLUNO APPLE



4054 SF
WALNUT



4113 SF
BROWN SQUALL



4038 SF
PERSIAN WALNUT



4039 SF
HOOKED ACACIA



4010 SF
HARMONY OAK



4011 SF
DALANO OAK



R
I
C
H
T
A
S
T
E

S
M
A
R
T



4109 SF
MOLDUA OAK



4110 SF
MOLDUA OAK LIGHT



4076 SF
WALNUT SAVIO



4050 SF
NAUSHA SCOTCH




4021 SF
SAPE WALNUT DARK



4022 SF
SAPE WALNUT LIGHT



4026 SF
NATURAL OAK WOOD



4116 SF
WALNUT



K
O
O
L
N
E
I
C
A
D
E
L
L



4086 SF
REDDISH TEAK




4087 SF
EXOTIC TEAK



4104 SF
LIGHT WALNUT



4105 SF
DESSERT STROM



4122 SF
DARK CHESTNUT



4121 SF
LIGHT CHESTNUT



4123 SF
TOASTED KNOTTY PINE



4109 SF
SAPELLI




4036 SF
FLOWER BEECH




4105 SF
WHITE BEECH



SOLID (SF)




4052 SF
LIGHT FABRIC




4053 SF
GREY FABRIC



4034 SF
HAND SPUN FABRIC



4003 SF
NAINA TEAK




1007 SF
RED



1014 SF
PARROT GREEN



1010 SF
HUNTER GREEN




1005 SF
GREY




1019 SF
CARBON GREY




1013 SF
COFFEE




1006 SF
BLACK




1003 SF
IVORY



1001 SF
WHITE




1011 SF
WARM WHITE



1011 MT
WARM WHITE



4003 GL
NAINA TEAK



1001 GL
WHITE

TECHNICAL SPECIFICATION

PROPERTIES	SPECIFIED VALUES AS PER IS:2046-1995, TYPE S, HGS	OUR CONFORMS	SPECIFIED VALUES AS PER IS:2046-1995, TYPE S, HGS	OUR CONFORMS
Resistance to surface wear	350 (Revolutions)	✓	350 (Revolutions)	✓
Resistance to immersion in boiling water - Mass increase [%] - Thickness increase [%] - Appearance	10.0 (Maximum) 11.8 (Maximum) Not worse than 4	✓	7.5 (Maximum) 8.5 (Maximum) Not worse than 4	✓
Resistance to dry heat 180° c	Not worse than 4	✓	Not worse than 4	✓
Dimensional stability at deviated temperature - Longitudinal [%] - Transverse [%]	0.55 (Maximum) 1.025 (Maximum)	✓	0.44 (Maximum) 0.86 (Maximum)	✓
Dimensional stability at 20° c - Longitudinal [%] - Transverse [%]	0.375 (Maximum) 0.60 (Maximum)	✓	0.31 (Maximum) 0.49 (Maximum)	✓
Resistance to impact by small diameter ball	20 N (Minimum)	✓	20 N (Minimum)	✓
Resistance to cracking	Not worse than 4	✓	Not worse than 4	✓
Resistance to scratching	2 N (Minimum)	✓	2 N (Minimum)	✓
Resistance to staining	Not worse than 5	✓	Not worse than 5	✓
Resistance to colour change (wood standards) - In xenon arc light - In enclosed carbon arc light	Not worse than 6 Not worse than 5	✓	Not worse than 6 Not worse than 5	✓
Resistance to cigarette burns	Not worse than 3	✓	Not worse than 3	✓
Resistance to steam	Not worse than 4	✓	Not worse than 4	✓
Appearance	Should be free from foreign particles	✓	Should be free from foreign particles	✓

Types : Standard, post forming, compact, cabinet liners, backer
Size : 2440 mm x 1220 mm (8'x4')
Thickness : 0.80mm(+/-0%)

Care & Maintenance : Cleaning should be carried out with a soft moist cloth and warm soap solution. Do not use detergents containing abrasive particle or excess soda.


Highlight:
• Design from genuine imported base paper.
• Manufactured using best quality kraft paper.
• Use of best chemical raw materials for better flexibility & durability.

Disclaimer: Customers are advised to reconfirm selected laminate when placing orders as our liability does not include claims arising from sample chip pasting error. Samples presented are indicative of color, pattern and surface finish but not of actual thicknesses. All metallic patterns series recommended for vertical application only. Limited Warranty: Company warrants that its products are reasonably free from manufacturing defects. The products when properly used, will comply with normal deviation, related manufacturing specifications. This warranty shall be limited only to the original buyer for a period of care. It is recommended that the products must be inspected prior to installation and our liability will be limited to the extent of the cost of the products only. Our products are used for various applications without the possibility of control over the manufacturing of the finished products. The Company does not assume obligations or liabilities arising from the furnishing, sale, installation or repair, use or subsequent sale of any product, to any person or entity.

Do not use nail and hammer while cutting such Corner, Grew, Angle, and Designs.
Use only drill while cutting such Corner, Grew, Angle and Designs.



NO CLAIM WILL BE ENTERTAINED FOR AIR BUBBLES



Cutting a laminate sheet at an angle of 90 degree leads to development of cracks in corner after pasting. Therefore it is advisable to avoid cutting at an angle of 90 degrees.

A Product of :

SUPA LAMINATES PVT. LTD.
Mundka Industrial Area
Opp. Pillar No.559,
Rohtak Road, New Delhi 110041, India

PLANT

57 Km, Milestone, Gandhra Mor,
Village: Ismaila, Sampla,
Distt: Rohtak, Haryana-124501, India
Email: info@supalam.com

INDEX

Design No.	Finsih	P.No.	EDGE BAND NO.	Design No.	Finsih	P.No.	EDGE BAND NO.	Design No.	Finsih	P.No.	EDGE BAND NO.
1001	SF	113	EB-1001	4050	WA	101	EB-2013	4125	FS	94	EB-2015
1001	GL	113	EB-3001	4050	SF	109	EB-2013	4125	CY	98	EB-2015
1003	SF	113	EB-1003	4051	HG	53	EB-4005	4125	RW	100	EB-2015
1005	SM	40	EB-1005	4051	TR	90	EB-2005	4125	SF	107	EB-2015
1005	SB	41	EB-3005	4051	SF	107	EB-2005	4127	HG	53	EB-4025
1005	HG	42	EB-3005	4052	SF	113	EB-7452	4127	VZ	83	EB-2025
1005	SF	113	EB-1005	4053	SF	113	EB-7453	4127	GS	88	EB-2025
1006	HG	42	EB-3006	4054	HG	58	EB-4005	4129	HG	31	-
1006	SF	113	EB-1006	4054	SF	108	EB-2005	4129	EN	32	-
1007	SF	113	EB-1007	4061	PD	75	EB-2027	4130	HG	52	-
1010	SF	113	EB-1010	4061	RW	99	EB-2027	4130	HB	80	-
1011	HG	42	EB-3011	4061	WA	101	EB-2027	4130	HZ	104	-
1011	PD	78	EB-1011	4062	LT	24	EB-5003	4131	HG	52	EB-3006
1011	VZ	83	EB-1011	4062	EN	27	EB-5003	4131	HB	79	EB-1006
1011	CN	86	EB-1011	4062	HG	28	EB-6003	4131	TC	103	EB-1006
1011	AD	91	EB-1011	4063	LT	24	EB-5007	4131	HZ	104	EB-1006
1011	FS	94	EB-1011	4063	EN	27	EB-5007	4133	AD	91	-
1011	FL	95	EB-1011	4063	HG	28	EB-6007	4136	HG	38	-
1011	MZ	96	EB-1011	4064	SM	13	-	4138	PD	78	EB-2011
1011	ET	97	EB-1011	4064	HG	52	-	4138	CN	85	EB-2011
1011	CY	98	EB-1011	4065	EC	74	EB-4025	4138	AD	92	EB-2011
1011	RW	99	EB-1011	4065	PD	76	EB-2025	4138	WA	101	-
1011	SF	113	EB-1011	4066	SM	16	EB-2009	4141	DT	63	-
1011	MT	113	EB-1011	4066	HB	79	EB-2009	4142	DT	64	-
1013	HG	42	EB-3013	4068	HG	53	EB-4027	4142	EC	73	-
1013	SF	113	EB-1013	4068	PG	93	EB-2027	4143	DT	64	-
1014	SF	113	EB-1014	4068	ET	97	EB-2027	4143	EC	73	-
1017	HG	42	EB-3017	4068	SF	105	EB-2027	4144	SM	11	EB-2010
1018	HG	42	EB-3018	4069	HG	53	-	4145	SM	12	EB-2010
1019	SM	40	EB-1019	4069	PG	93	-	4148	SB	68	-
1019	SB	41	EB-3019	4069	ET	97	-	4148	EC	73	-
1019	HG	42	EB-3019	4069	SF	106	-	4149	SB	66	-
1019	SF	113	EB-1019	4071	HG	51	-	4152	SA	72	-
1025	HG	42	EB-3025	4076	HG	57	EB-4011	4153	HG	72	-
1029	HG	42	EB-3029	4076	FL	95	EB-2011	4154	GF	9	EB-2027
1051	SM	39	EB-1051	4076	TC	103	EB-2011	4154	SM	20	EB-2027
1051	SB	41	EB-3051	4076	SF	109	EB-2011	4155	HG	52	EB-4051
1051	HG	45	EB-3051	4080	HG	58	EB-4007	4155	BO	60	EB-2051
1052	SM	39	EB-2052	4080	VZ	82	EB-2007	4155	SO	69	EB-2051
1052	SB	41	EB-3052	4083	SM	17	EB-2008	4155	HB	80	EB-2052
1052	HG	45	EB-3052	4083	LT	23	EB-2008	4155	SF	105	EB-2052
1053	SM	39	EB-1053	4083	HG	55	EB-4008	4156	HG	52	EB-4053
1053	SB	41	EB-3053	4083	VZ	82	EB-2008	4156	BO	59	EB-2053
1053	HG	46	EB-3053	4083	AD	92	-	4156	SO	69	EB-2053
1054	SM	39	EB-1054	4084	SM	17	EB-2009	4156	SF	106	EB-2053
1054	SB	41	EB-3054	4084	LT	23	EB-2009	4157	HG	52	EB-4054
1054	HG	46	EB-3054	4084	HG	56	EB-4009	4157	BO	60	EB-2054
1055	SM	40	EB-1055	4084	VZ	82	EB-2009	4157	SO	70	EB-2054
1055	SB	41	EB-3055	4084	AD	92	EB-2009	4157	SF	105	-
1055	HG	45	EB-3055	4086	HG	55	EB-4016	4158	SM	15	-
1056	SM	40	EB-1056	4086	SF	111	EB-2016	4158	SB	65	-
1056	SB	41	EB-3056	4087	HG	56	EB-4012	4159	SM	16	-
1056	HG	46	EB-3056	4087	SF	111	EB-2012	4159	SB	65	-
1057	SM	40	EB-1057	4092	HG	31	-	4160	CH	6	EB-2029
1057	SB	41	EB-3057	4092	EN	32	-	4161	CH	6	EB-2010
1057	HG	46	EB-3057	4092	SM	32	-	4161	HG	48	EB-4010
1058	SM	40	EB-1058	4097	HG	37	-	4163	HG	54	EB-4015
1058	SB	41	EB-3058	4099	SM	14	EB-2023	4163	SA	71	EB-2015
1058	HG	45	EB-3058	4099	BO	62	EB-2023	4164	HG	54	EB-4025
1059	HG	45	-	4099	SB	65	EB-4023	4164	SA	71	EB-2025
1071	HG	45	EB-3971	4099	TR	89	-	4168	SX	7	EB-5006
4002	GS	87	-	4100	HG	47	EB-2027	4168	LT	23	EB-5006
4003	SF	113	EB-2010	4101	LT	21	-	4170	LT	26	EB-5002
4003	GL	113	EB-4010	4101	CH	22	-	4172	HG	29	EB-6003
4005	SM	15	EB-2015	4101	CN	86	-	4172	SM	33	EB-5003
4005	SB	67	EB-4015	4103	SB	66	-	4172	SX	34	EB-5003
4005	GS	87	EB-2015	4104	SM	19	EB-2014	4174	HG	36	-
4007	GS	87	-	4104	HG	54	EB-4014	4174	SM	36	-
4009	HG	54	EB-4015	4104	PD	78	EB-2014	4174	SX	36	-
4009	PD	76	EB-2015	4104	TR	89	EB-2014	4178	HG	37	EB-6001
4009	VZ	83	EB-2015	4104	SF	111	EB-2014	4179	SX	35	-
4009	WA	102	EB-2015	4105	SM	18	EB-2027	4179	SM	35	-
4009	TC	103	EB-2015	4105	HG	55	EB-4027	4179	HG	35	-
4010	SF	108	EB-2016	4105	PD	77	EB-2027	4180	HG	30	-
4011	SF	108	EB-2017	4105	SF	111	EB-2027	4180	SX	30	-
4015	SF	112	EB-2020	4109	SF	109	-	4181	HG	25	EB-6001
4019	SF	112	-	4110	SF	109	-	4181	EN	30	EB-5001
4020	HG	49	EB-4016	4113	ET	97	-	4182	SM	25	-
4020	SO	70	EB-2016	4113	CY	98	EB-2011	4182	SB	67	-
4020	HB	79	EB-2016	4113	SF	108	EB-2011	4183	HG	25	EB-6006
4021	HG	50	EB-4024	4114	HG	56	EB-4027	4183	SM	25	EB-5006
4021	BO	61	EB-2024	4114	MZ	96	EB-2027	4183	SB	26	EB-6006
4021	SF	110	EB-2024	4116	SF	110	EB-4015	4185	HG	34	EB-6008
4022	HG	50	EB-4028	4117							



A Product of:
SUPA LAMINATES PVT. LTD. (INDIA)
 E-Mail: info@supalam.com

FOLLOW US ON   SUPA_INDIA

**REDUCE
 REUSE
 RECYCLE**



Website :
www.supalam.com



DOWNLOAD
 E-CATALOGUE

Designed & Concept by:  BRANDSWITCH